

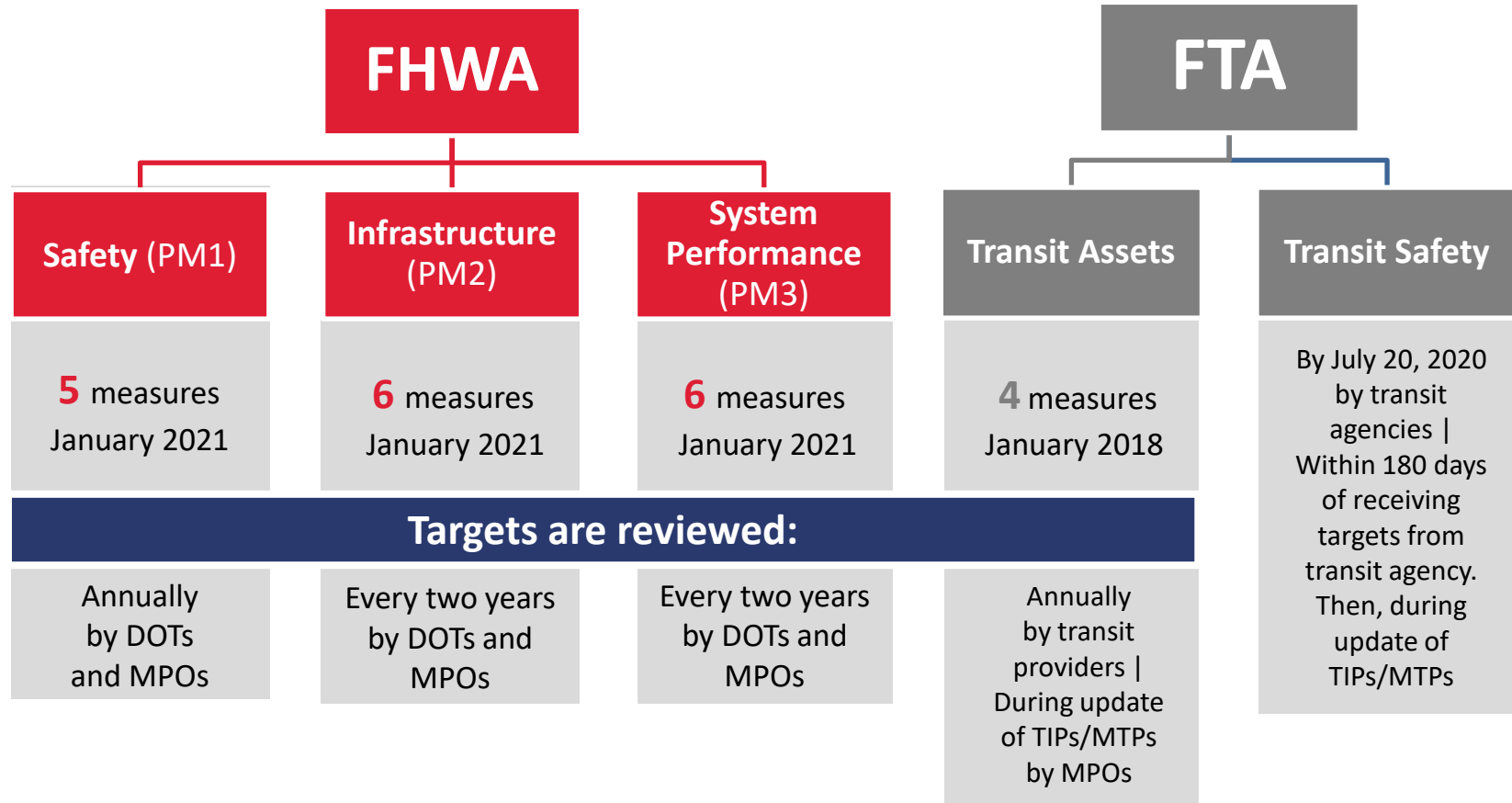
AAMPO



**Performance Measures:
Pavement/Bridge (PM2) &
System Performance (PM3)**

Transportation Policy Board | January 25, 2021

Federal Performance Measure Target Dates



Setting Texas' System Performance targets

- The **measures are difficult to use and explain** but the process is **designed to incite measurement**
- The penalty for States not meeting targets is to document the actions it will take to achieve the target(s) in its next Biennial Performance Report
- As in Safety target-setting, **MPOs can agree to support the statewide targets** (and to plan and program projects so that they contribute toward their accomplishment) **or choose to develop targets specific to their region**

Pavement and Bridge Condition

2020 Mid-Performance Period



Pavement and Bridge Condition Targets

- **TPB resolved to support TxDOT's statewide 2022 targets for NHS pavement and bridge condition**
- Starting in May 2019, AAMPO began to describe in our TIP how it is anticipated to impact targets
 - Collaborate with TxDOT on On-System roads in “poor” condition
 - Collaborate with local governments on NHS Off-System roads in “poor” condition
- **TxDOT adjusted 2022 targets in their Mid Performance Period Progress Report (attached)**

Pavement in “Good” Condition

	Total NHS Network (2019)	2018 “Good” Baseline	2020 Mid-Period “Good”	Adjusted 2022 “Good” Target
TxDOT (Statewide) Pavement Condition (lane-miles)				
Interstate NHS	17.1%	66.8%	66.6% ▼	66.5% ▲
Non-Interstate NHS	82.9%	54.4%	55.2% ▲	54.1% ▲

AAMPO Pavement Condition (lane-miles)				
Interstate NHS	28.4%	68.0%	80.0% ▲	
Non-IH NHS (on-system*)	52.3%	51.2%	42.8% ▼	
Non-IH NHS (off-system)	19.3%	3.3%	5.2% ▲	

*refers to the TxDOT system

Pavement in “Poor” Condition

	Total NHS Network (2019)	2018 “Poor” Baseline	2020 Mid-Period “Poor”	Adjusted 2022 “Poor” Target
TxDOT (Statewide) Pavement Condition (lane-miles)				
Interstate NHS	17.1%	0.3%	0.1%▼	0.2%▼
Non-Interstate NHS	82.9%	13.8%	13.5%▼	14.2%▼

AAMPO Pavement Condition (lane-miles)				
Interstate NHS	35.9%	0.0%	2.1%▲	
Non-IH NHS (on-system*)	51.3%	8.8%	13.7%▲	
Non-IH NHS (off-system)	12.8%	56.0%	66.2%▲	

*refers to the TxDOT system

NHS Bridge Condition

	2018 Baseline	2020 Measures	2022 Target
TxDOT (Statewide) NHS Bridge Condition			
% Good	50.63%	50.7%	50.42%▼
% Poor	0.88%	1.3%▲	1.5%*▲
AAMPO Bridge Condition			
% Good	46.1%	45.1%▼	
% Poor	0.0%	0.0%	

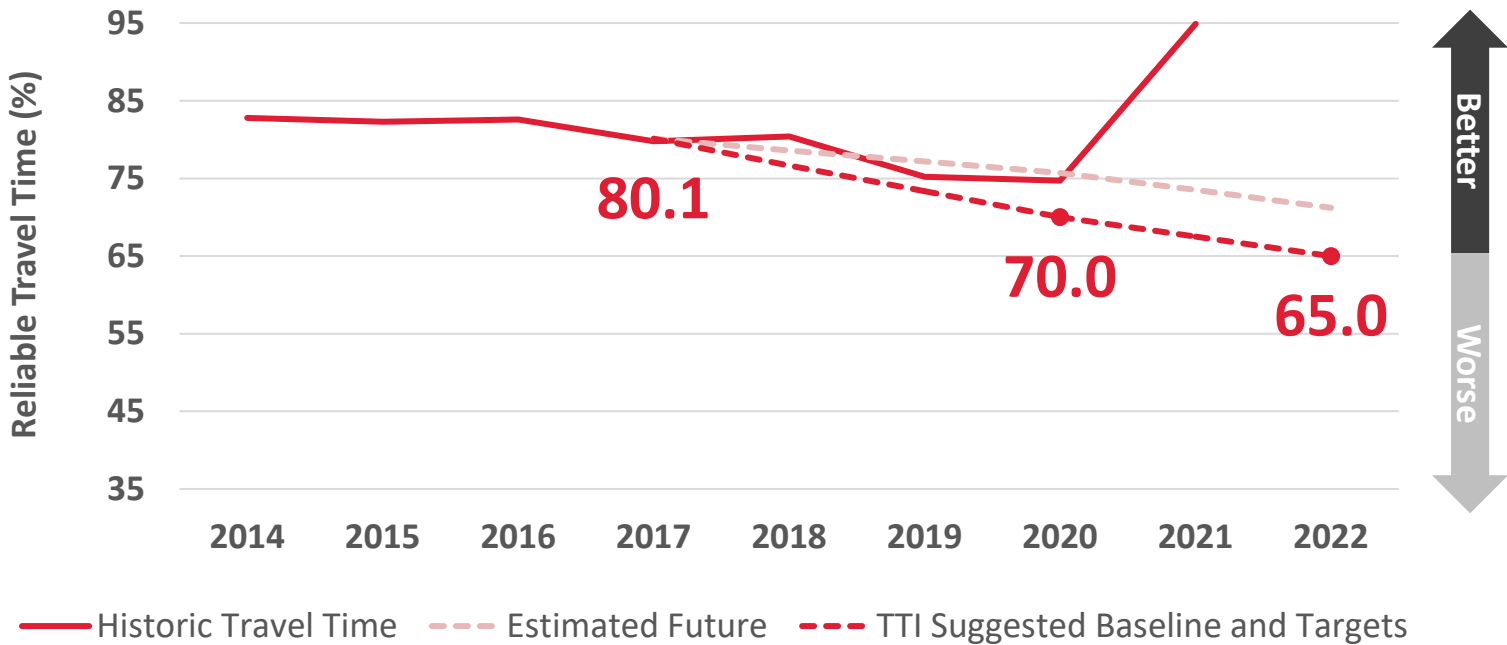
*adjusted from 0.8%

System Performance

2020 Mid-Performance Period



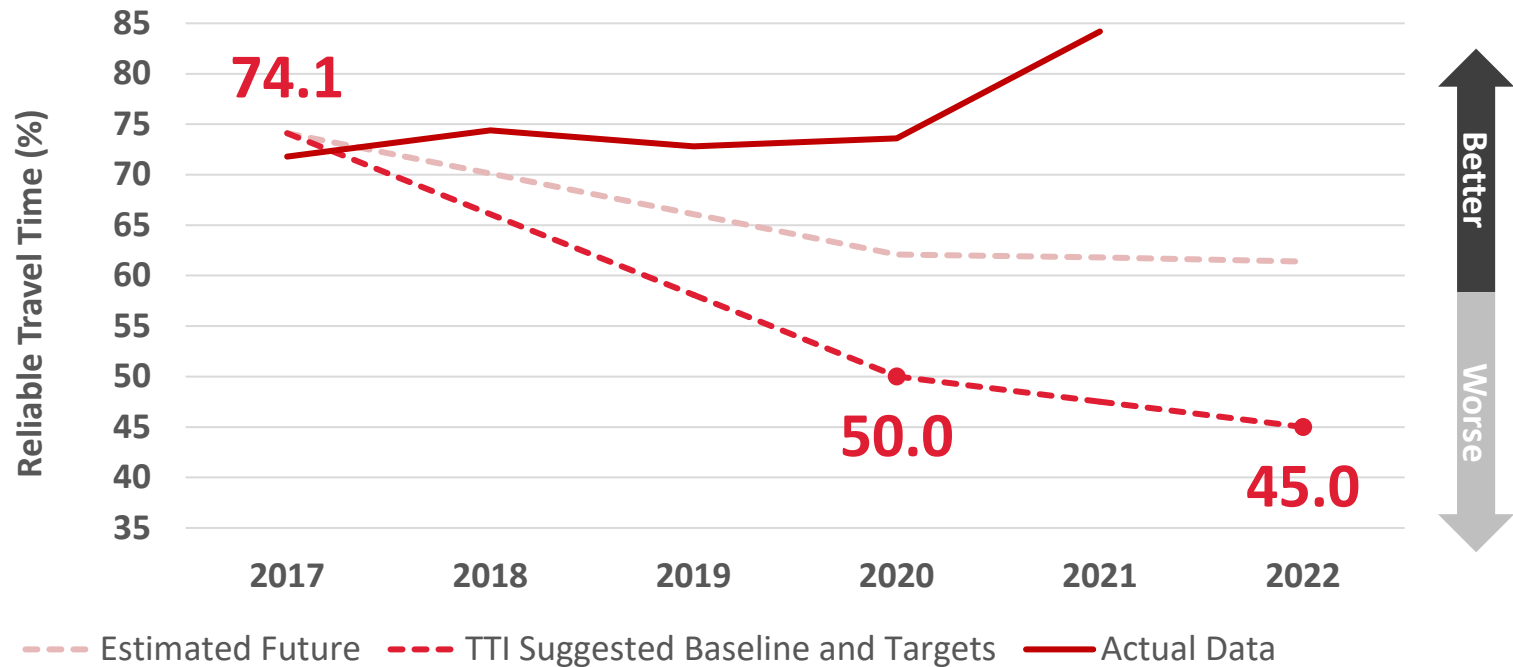
Interstate Reliability



	2014	2015	2016	2017	2018	2019	2020	2022
Statewide Baseline and Targets				79.5%			81.2%	70.0%*
TTI Suggested Baseline and Targets (AAMPO)				80.1%			70.0%	65.0%
Historic Travel Time Reliability (AAMPO)	79.9%	82.0%	78.2%	80.1%	75.2%	74.7%	94.9% _{YTD}	

*4-year target changed from 56.6%

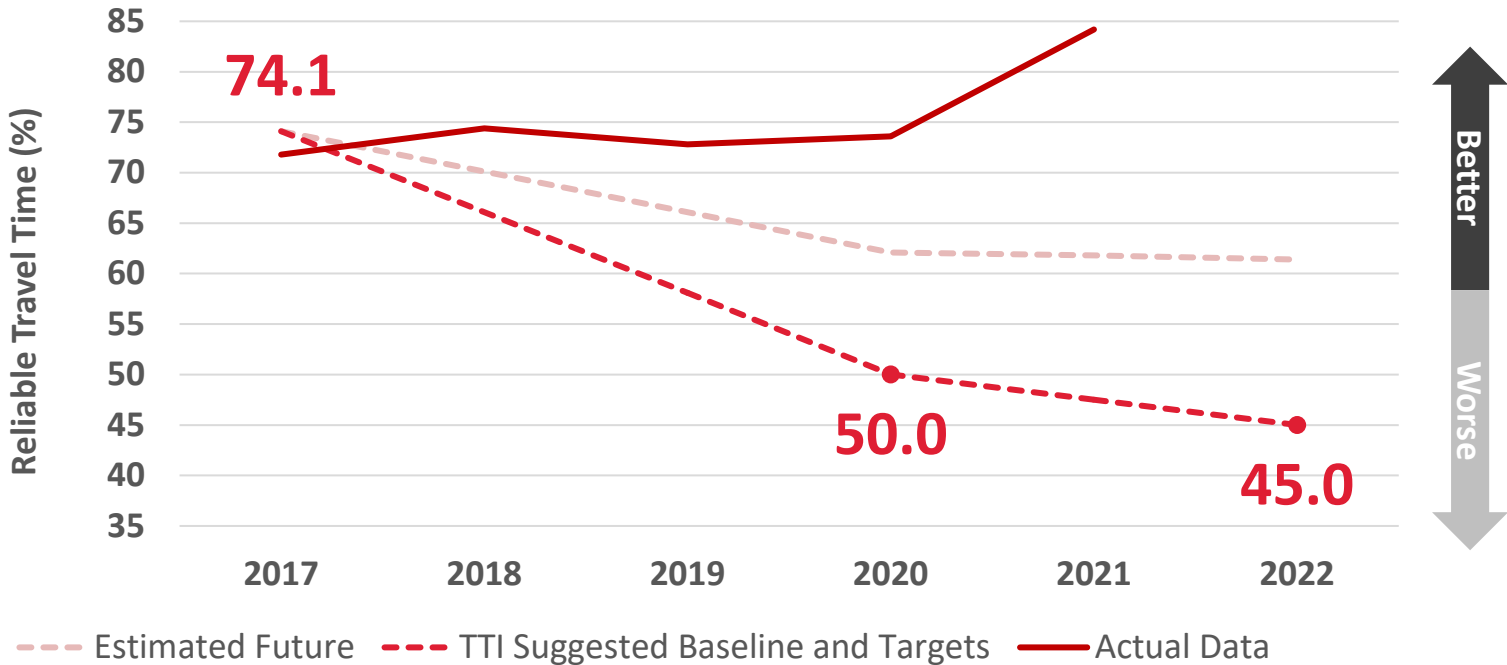
Non-Interstate NHS Reliability



	2017	2018	2019	2020	2022
Statewide Baseline and Targets	80.2%			83.0%	70.0%*
TTI Suggested Baseline and Targets (AAMPO)	74.1%			50.0%	45.0%
Historic Travel Time Reliability (AAMPO)	74.4%	72.8%	73.6	84.2% _{YTD}	

*4-year target changed from 55.0%

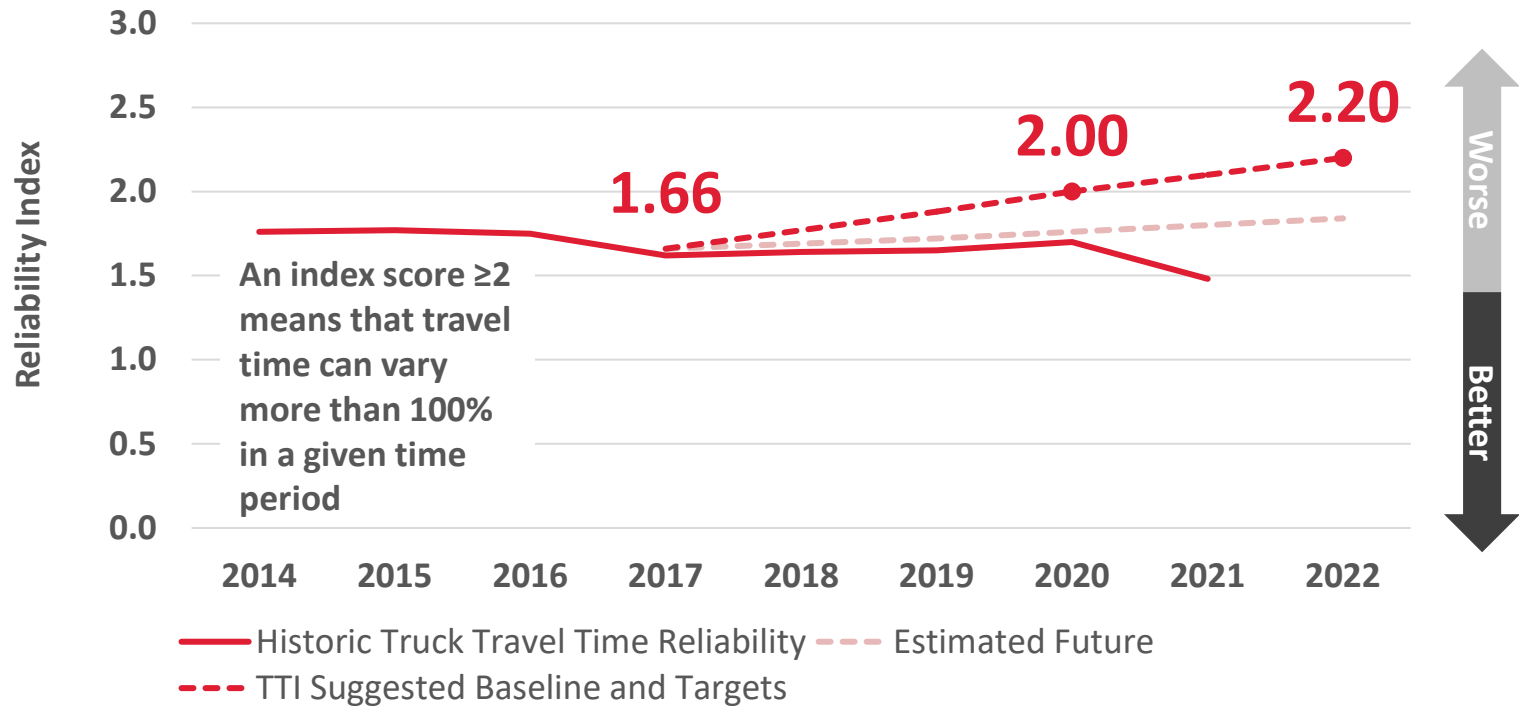
Non-Interstate NHS Reliability



	2017	2018	2019	2020	2022
Statewide Baseline and Targets	80.2%			83.0%	70.0%*
TTI Suggested Baseline and Targets (AAMPO)	74.1%			50.0%	45.0%
Historic Travel Time Reliability (AAMPO)	74.4%	72.8%	73.6	84.2% _{YTD}	

*4-year target changed from 55.0%

Truck Travel Time Reliability



	2014	2015	2016	2017	2018	2019	2020	2021	2022
Statewide Baseline and Targets				1.5			1.44		1.76*
TTI Suggested Baseline and Targets (AAMPO)				1.66			2.00		2.20
Historic Travel Time Reliability (AAMPO)	1.76	1.77	1.75	1.62	1.64	1.65	1.70	1.42 _{YTD}	

*4-year target changed from 1.79

Reliability Targets

- **AAMPO staff originally recommended committing to regional 2022 targets** (to be able to help the state meet statewide adopted targets) **for:**
 - **Interstate reliability (65%) – meeting target**
 - **Non-Interstate NHS reliability (45%) – meeting target**
 - **Truck travel time reliability (2.20) – meeting target**
- Beginning in May 2019, AAMPO began describing in our TIP how it is anticipated to impact targets
 - Plan and program projects that contribute toward the accomplishment of targets

Next Steps

- Previous TPB action has supported statewide performance targets
 - Original 4-year performance measures are on target
 - Significant improvement of measures due to COVID-19
- TAC unanimously recommended supporting the state's targets and goals
- TPB action is scheduled for January 25, 2021