

# AAMPO

The logo for AAMPO features the letters 'AAMPO' in a bold, white, sans-serif font. The 'AA' is positioned on a red background, while 'MPO' is on a dark blue background. A thick, red, curved swoosh underline is positioned below the letters.

## **Safety Performance Measures: 2022 Target Setting**

TAC | December 3, 2021

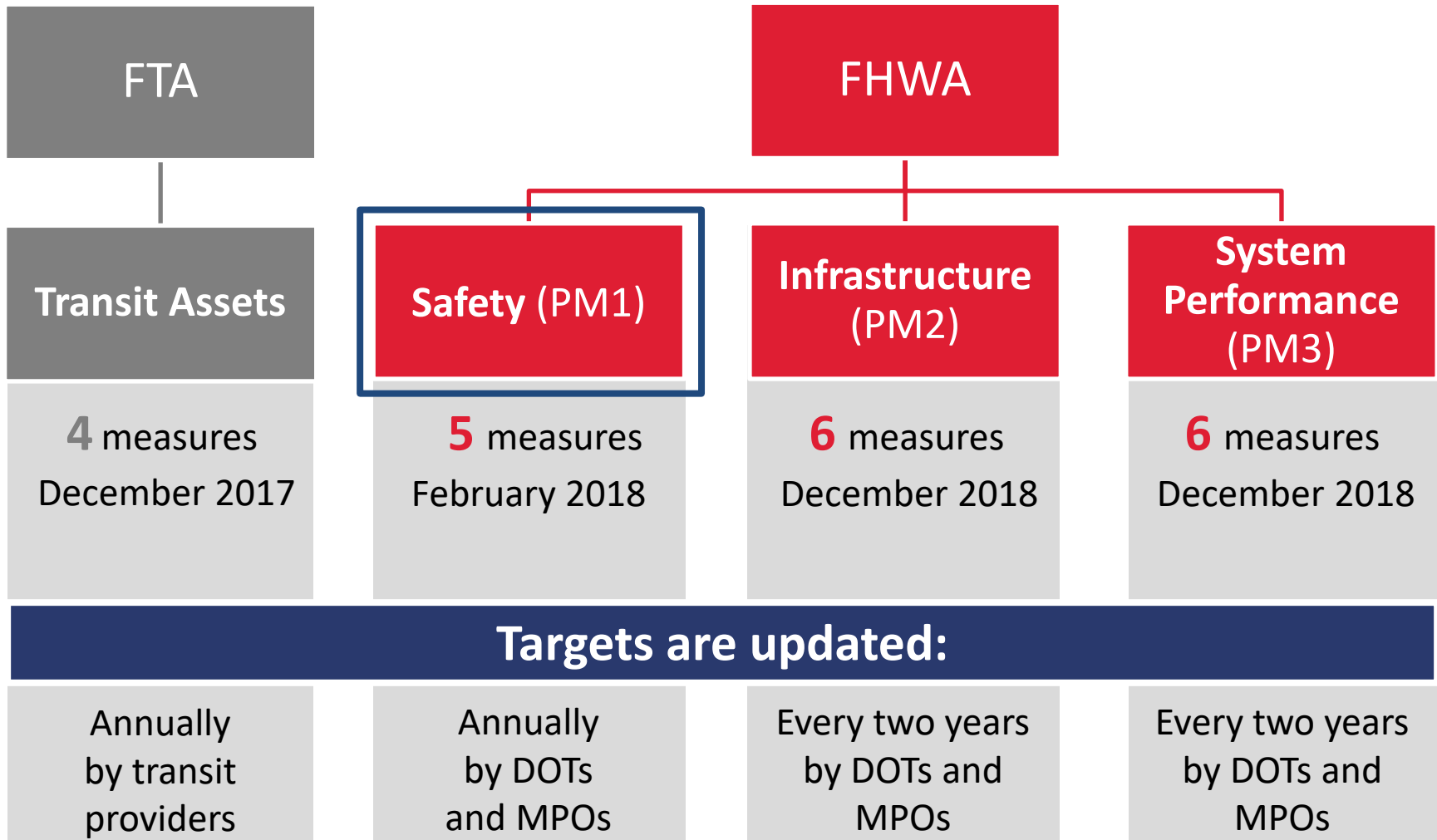
# Outline

- Target-Setting Process
- Trend Data
- Proposed 2022 Targets
- *Action is scheduled at a later date*

# Target Setting Process



# Federal Performance Measure Target Dates



# Five federal safety performance measures

- 1. Number of Fatalities**
- 2. Rate of Fatalities**
- 3. Number of Serious Injuries**
- 4. Rate of Serious Injuries**
- 5. Number of Non-motorized Fatalities and Serious Injuries**

# Trends in Texas and the AAMPO region



# Road to Zero Goal Development

In May of 2019, the Texas Transportation Commission (TTC) adopted Minute Order 115481, directing TxDOT to work toward the goal of reducing the number of deaths on Texas roadways by half by the year 2035 and to zero by the year 2050.

The calculations for the fatality goal was developed by using the following formula:

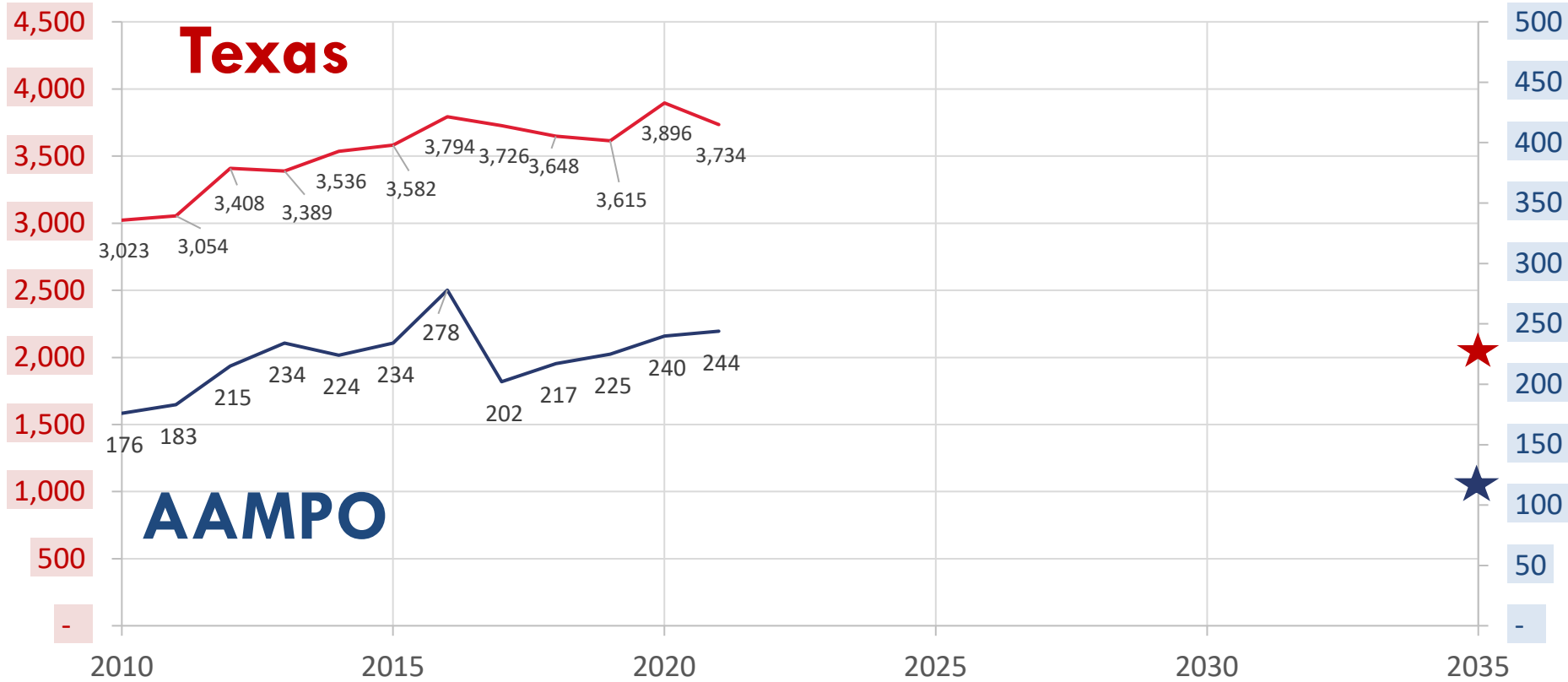
**FY2019 CRIS Fatalities**

---

**2050 – current year**

FY2019 CRIS Fatalities = year the Road to Zero direction was adopted

# Number of Fatalities (2010-2021)



**2021 Statewide Target**

Reduce expected rise by 1.6 % to ≤ 3,384 fatalities

**2021 Statewide Actual\***

On target  
(\*as of 11/18/2021)

**2035 Statewide Goal**

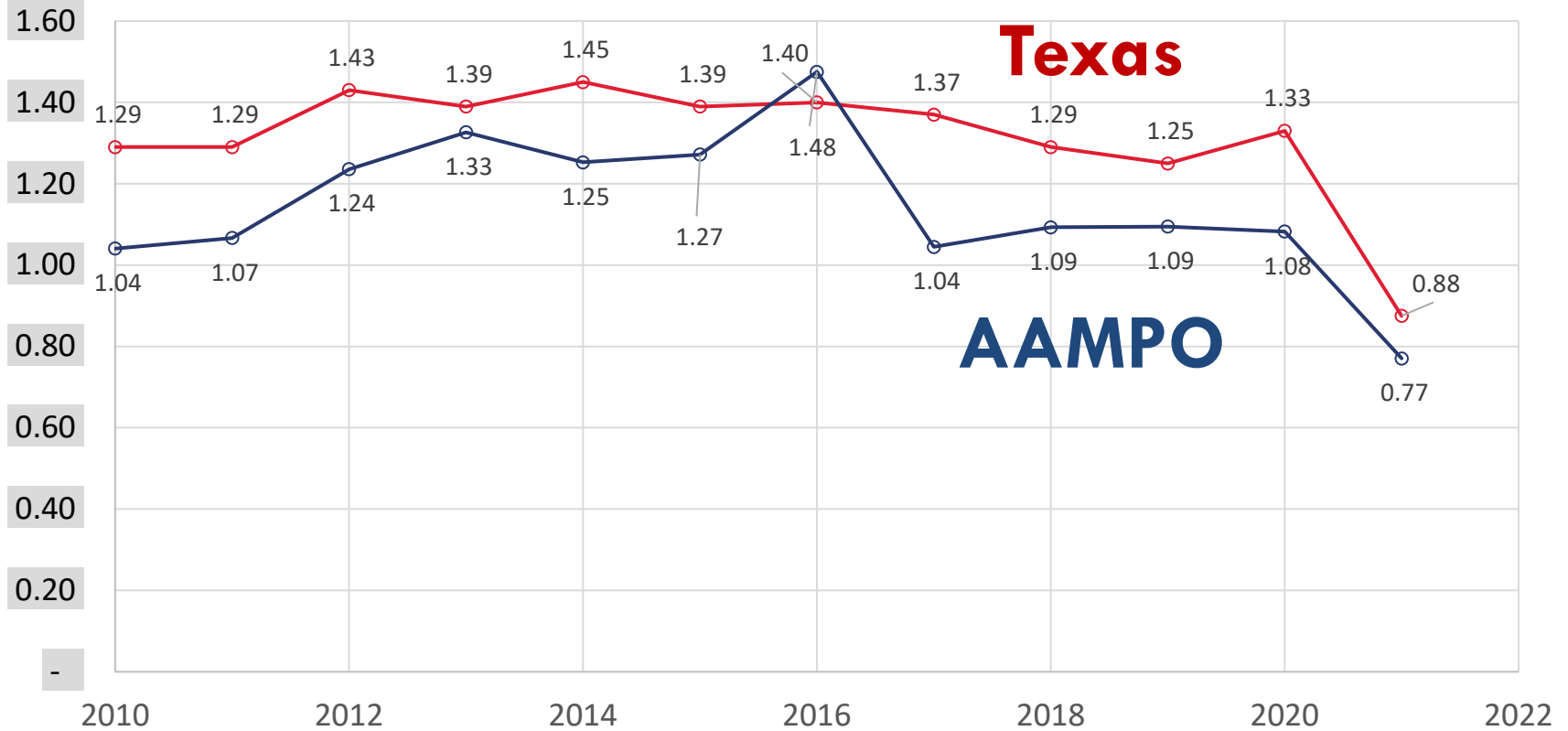
Reduce fatalities by half  
(approximately 1,869)

**2022 Statewide Target**

Reduce expected rise by 2.0% to ≤ 3,272 fatalities



# Rate of Fatalities (2010-2021)



## 2021 Statewide Target

Reduce expected rise by 1.6% to  $\leq 1.25$  fatalities per 100 MVMT

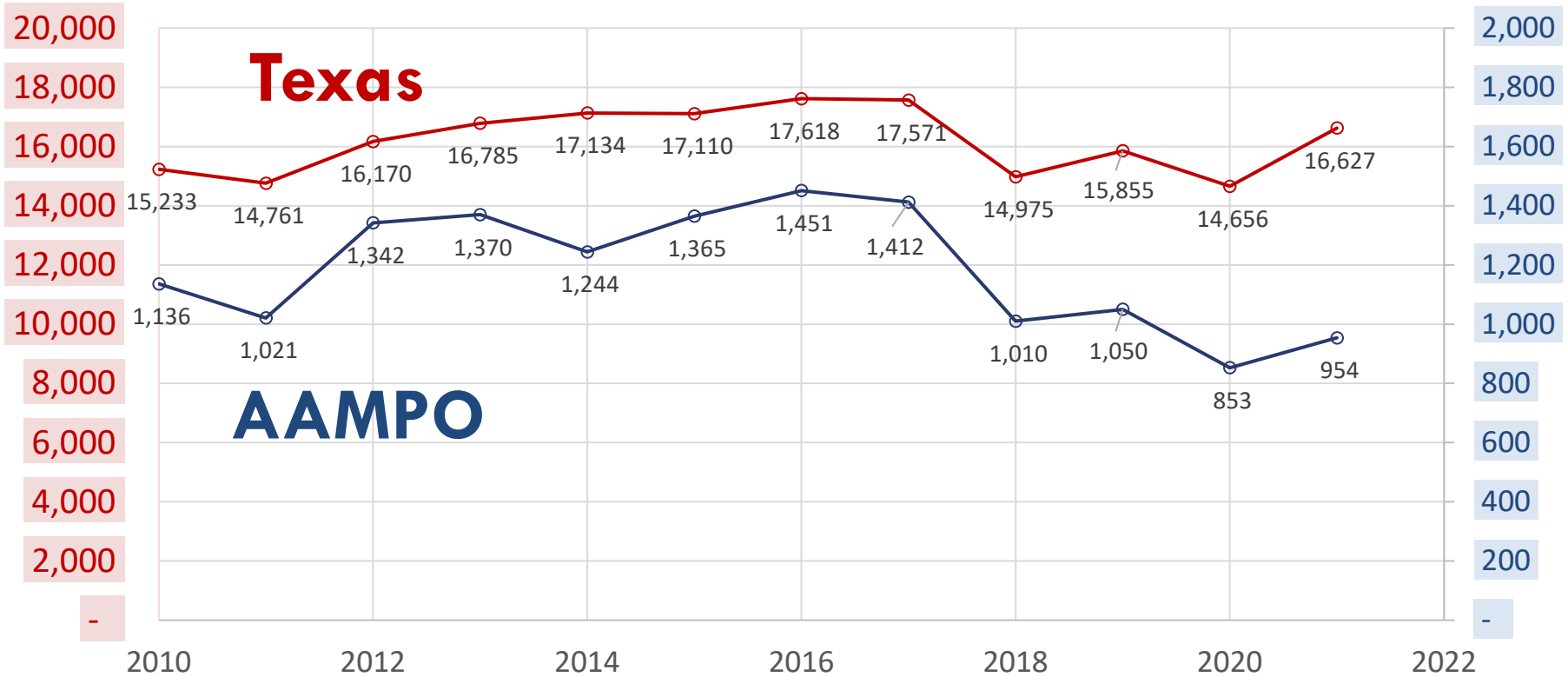
## 2021 Statewide Actual\*

On target  
(\*as of 11/18/2021)

## 2022 Statewide Target

Reduce expected rise by 2.0% to  $\leq 1.23$  fatalities per 100 MVMT

# Number of Serious Injuries (2010-2021)



## 2021 Statewide Target

Reduce expected rise by 1.6% to  $\leq 18,835$  serious injuries

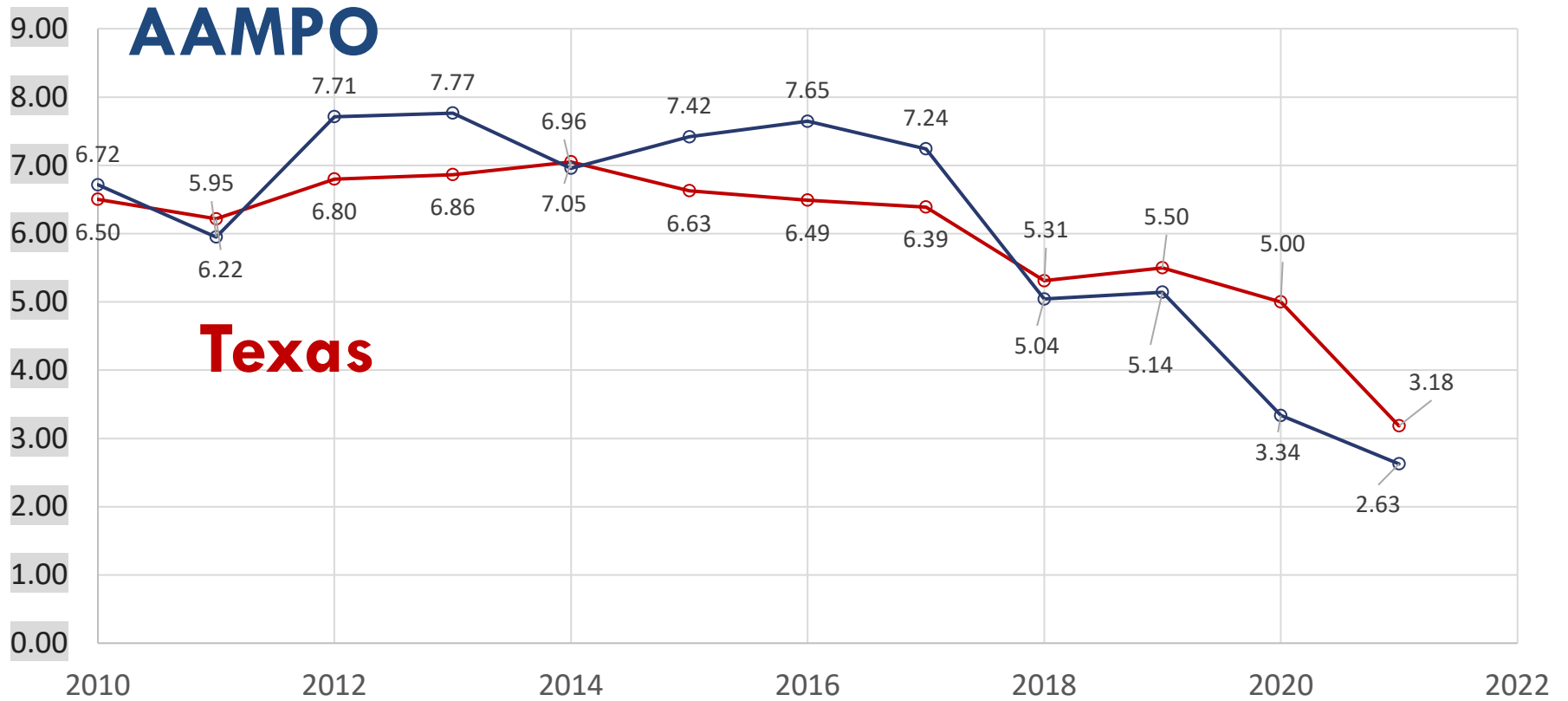
## 2021 Statewide Actual\*

On Target  
\*(as of 11/18/2021)

## 2022 Statewide Target

Reduce expected rise by 2.0% to  $\leq 19,065$  serious injuries

# Rate of Serious Injuries (2010-2021)



## 2021 Statewide Target

Decrease rate of serious injuries to  $\leq 6.51$  SIs per 100 MVMT

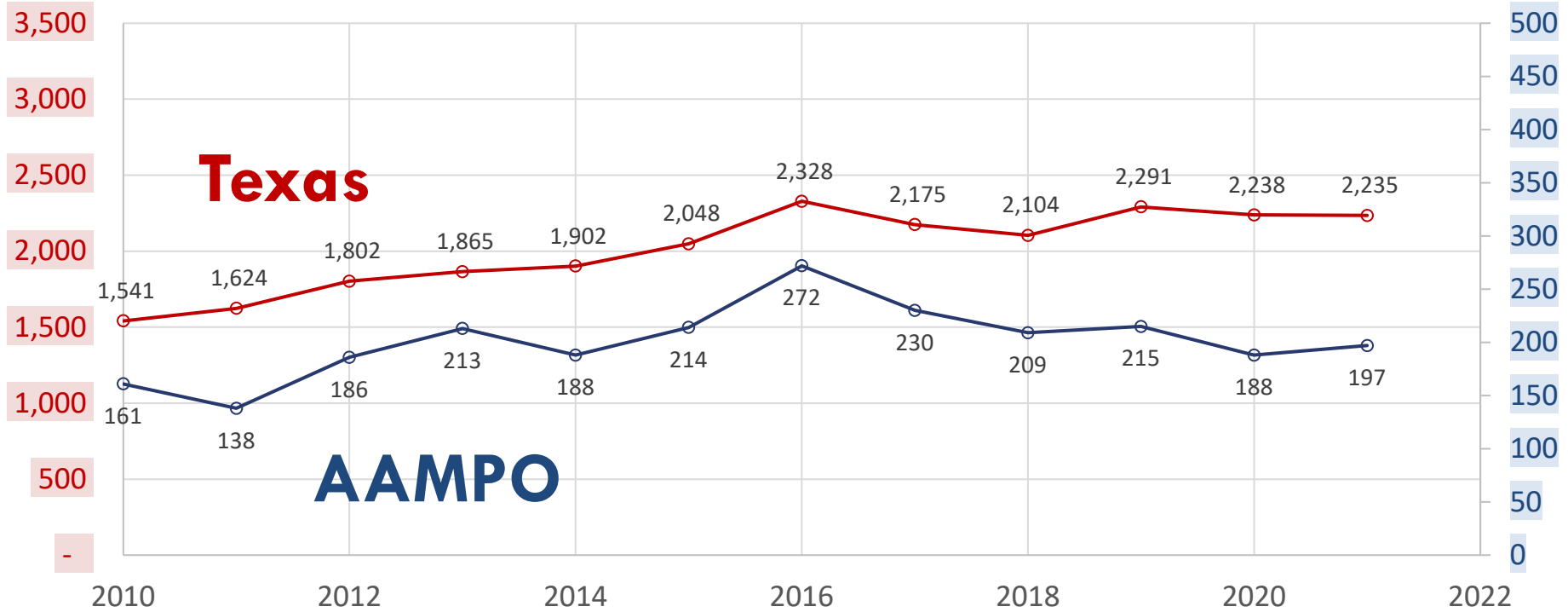
## 2021 Statewide Actual\*

On Target  
\*(as of 11/18/2021)

## 2022 Statewide Target

Decrease rate of serious injuries to  $\leq 6.47$  SIs per 100 MVMT

# Number of Non-Motorized Fatalities & Serious Injuries (2010-2021)



## 2021 Statewide Target

Reduce expected rise by 1.6% to  $\leq 2,560$  non-motorized fatalities and serious injuries

## 2021 Statewide Actual\*

On Target  
\*(as of 11/18/2021)

## 2022 Statewide Target

Reduce expected rise by 2.0% to  $\leq 2,642$  non-motorized fatalities and serious injuries

## Next Steps

- AAMPO has taken action to support statewide targets in each of the previous years
- BMAC and PMAC took action in November 2021 to recommend supporting 2022 statewide targets and 2050 zero deaths goal
- **TAC and TPB are scheduled to take action at their January 2022 meetings**
- Targets will be revisited annually

# Data Sources

- Fatalities: 2010-2016 Fatality Analysis Reporting System (FARS); 2017 Annual Report File (ARF); 2018-2021 Crash Record Information System (CRIS)
- Serious Injuries: 2010-2021 CRIS
- VMT: TxDOT and AAMPO Travel Demand Model