

AAMPO

The logo for AAMPO features the letters 'AAMPO' in a bold, white, sans-serif font. The 'AA' is positioned on a red background, while 'MPO' is on a dark blue background. A thick, red, curved swoosh underline is positioned below the letters.

Safety Performance Measures: 2021 Target Setting

Technical Advisory Committee | January 8, 2021

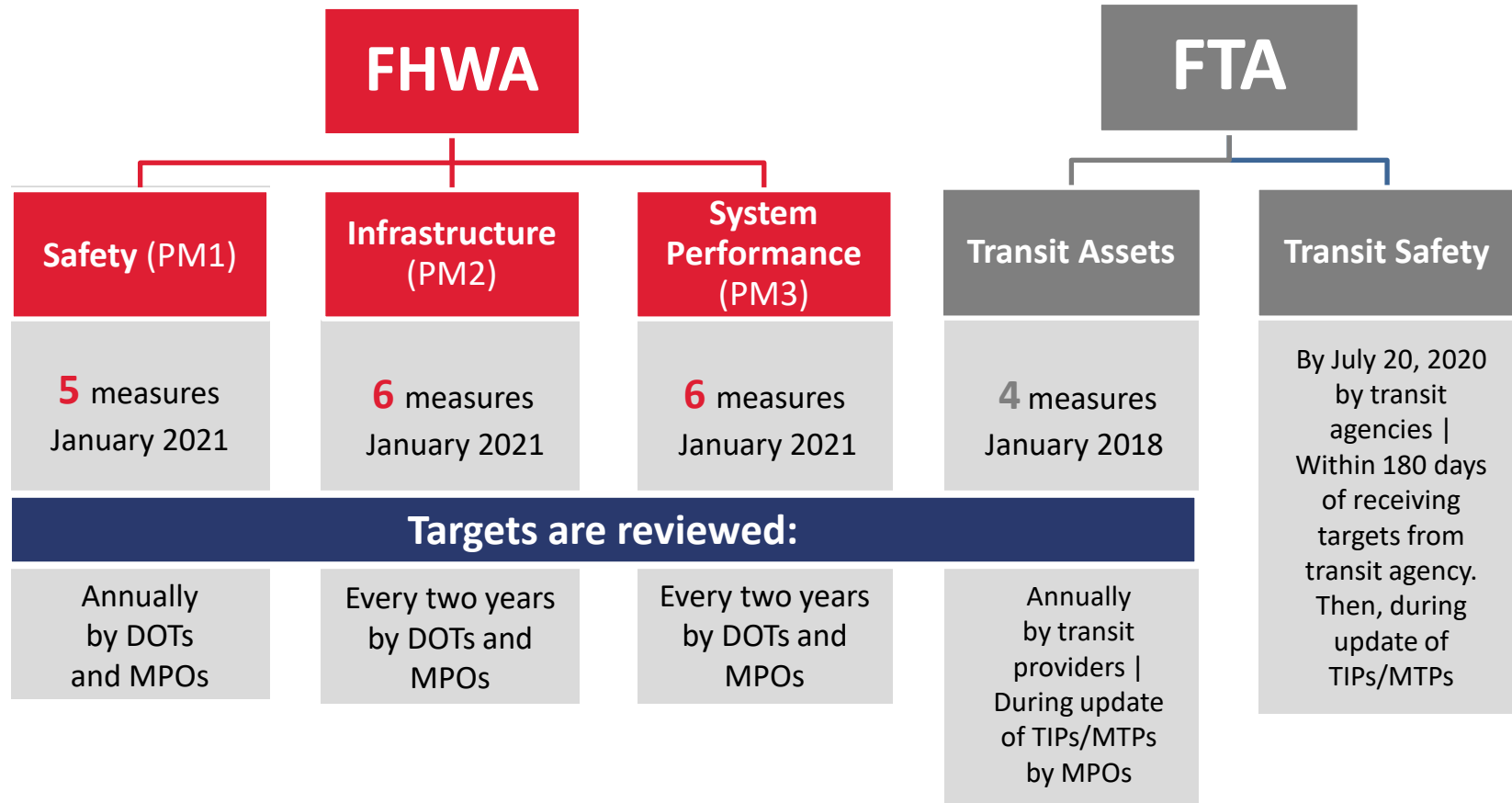
Outline

- Target-Setting Process
- Trend Data
- Proposed 2021 Targets
- *Action is scheduled for January 2021*

Target Setting Process



Federal Performance Measure Target Dates



Five federal safety performance measures

- 1. Number of Fatalities**
- 2. Rate of Fatalities**
- 3. Number of Serious Injuries**
- 4. Rate of Serious Injuries**
- 5. Number of Non-motorized Fatalities and Serious Injuries**

Trends in Texas and the AAMPO region



Road to Zero Goal Development

In May of 2019, the Texas Transportation Commission (TTC) adopted Minute Order 115481, directing TxDOT to work toward the goal of reducing the number of deaths on Texas roadways by half by the year 2035 and to zero by the year 2050.

The calculations for the fatality goal was developed by using the following formula:

FY2019 CRIS Fatalities

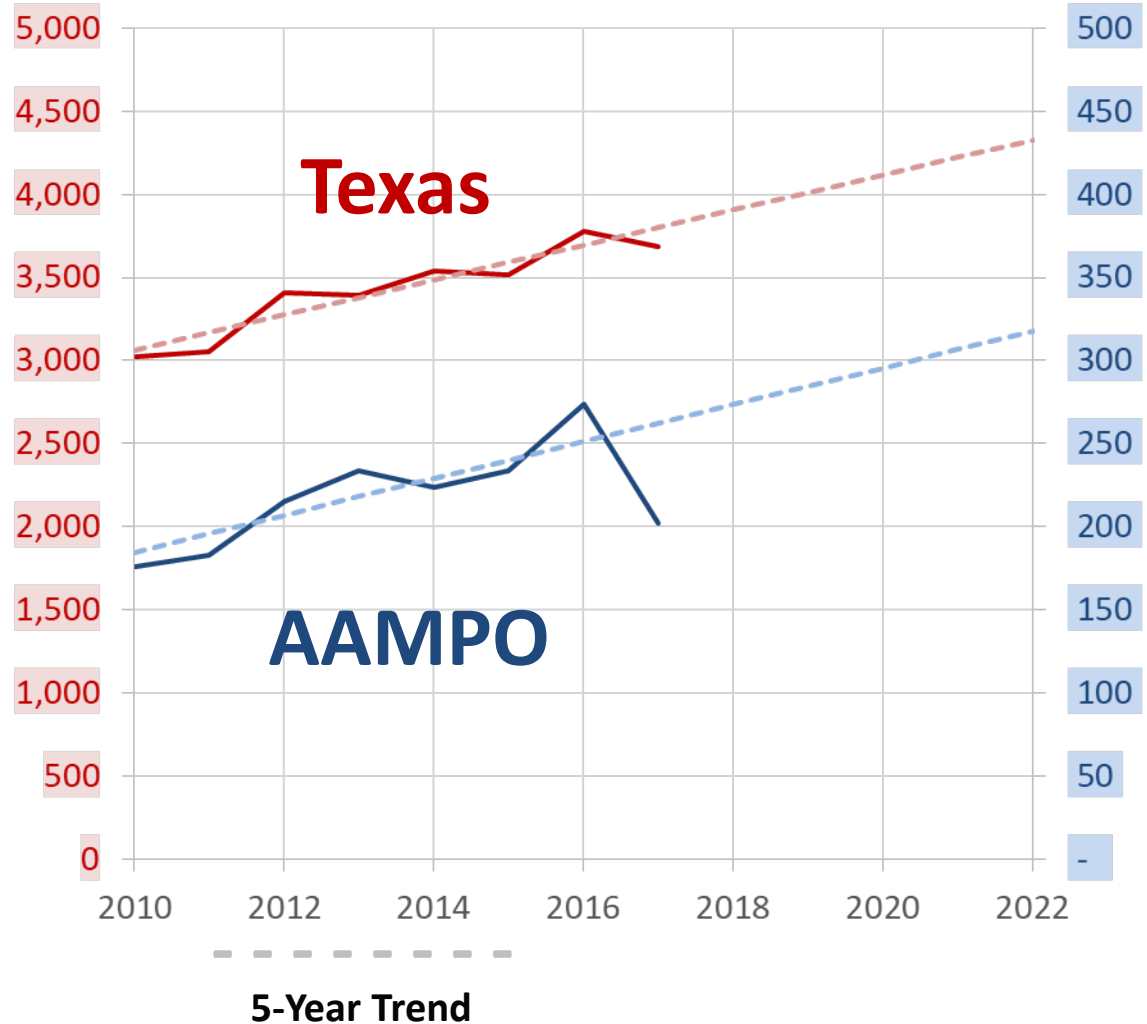
2050 – current year

FY2019 CRIS Fatalities = year the Road to Zero direction was adopted

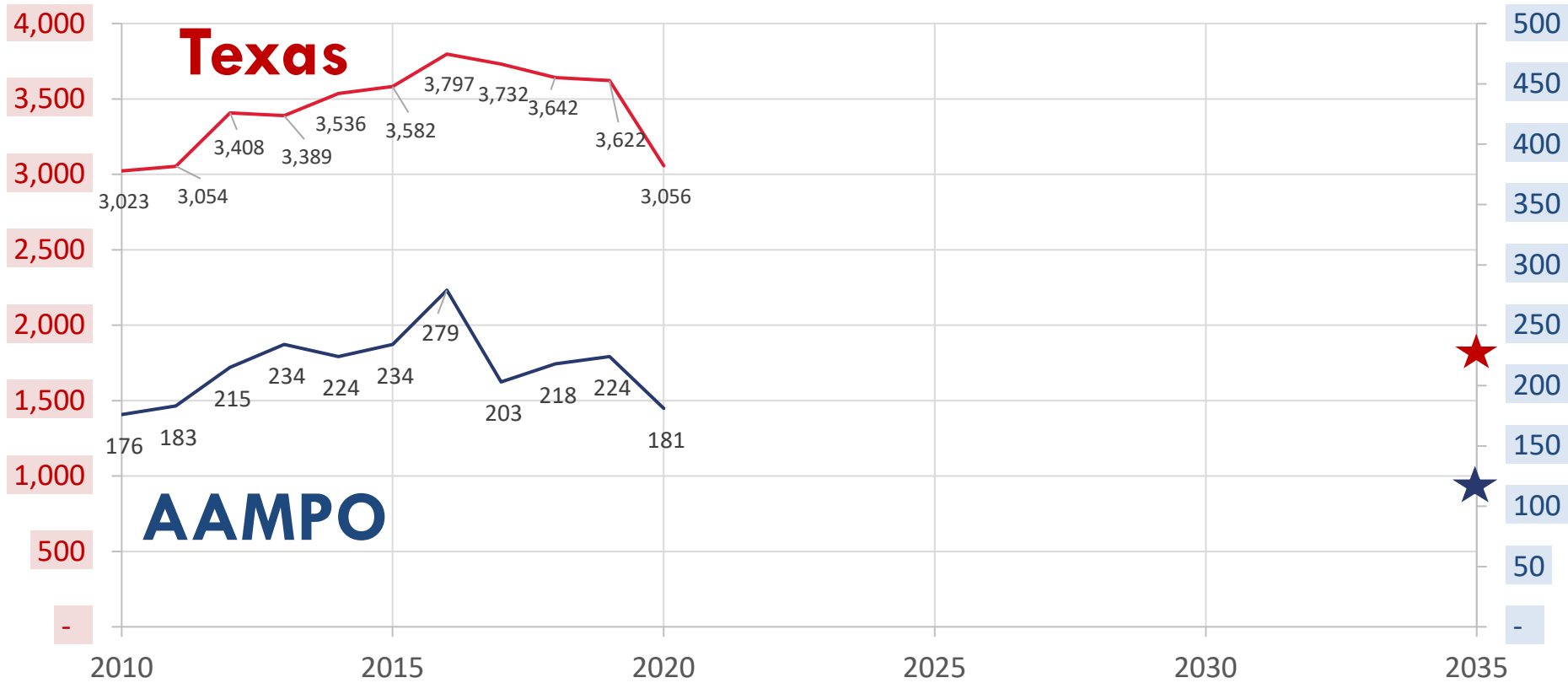
Historical 2020 Target Development

TxDOT calculated a **linear trend** based on five years of regional crash data and projected it to **2022**, the year of their Strategic Highway Safety Plan. AAMPO mirrored the statewide methodology.

Number of Fatalities in Texas and Alamo Area MPO



Number of Fatalities (2010-2020)



2020 Statewide Target

Reduce expected rise by 1.2% to ≤ 4,068 fatalities

2020 Statewide Actual*

On target
(*as of 11/5/2020)

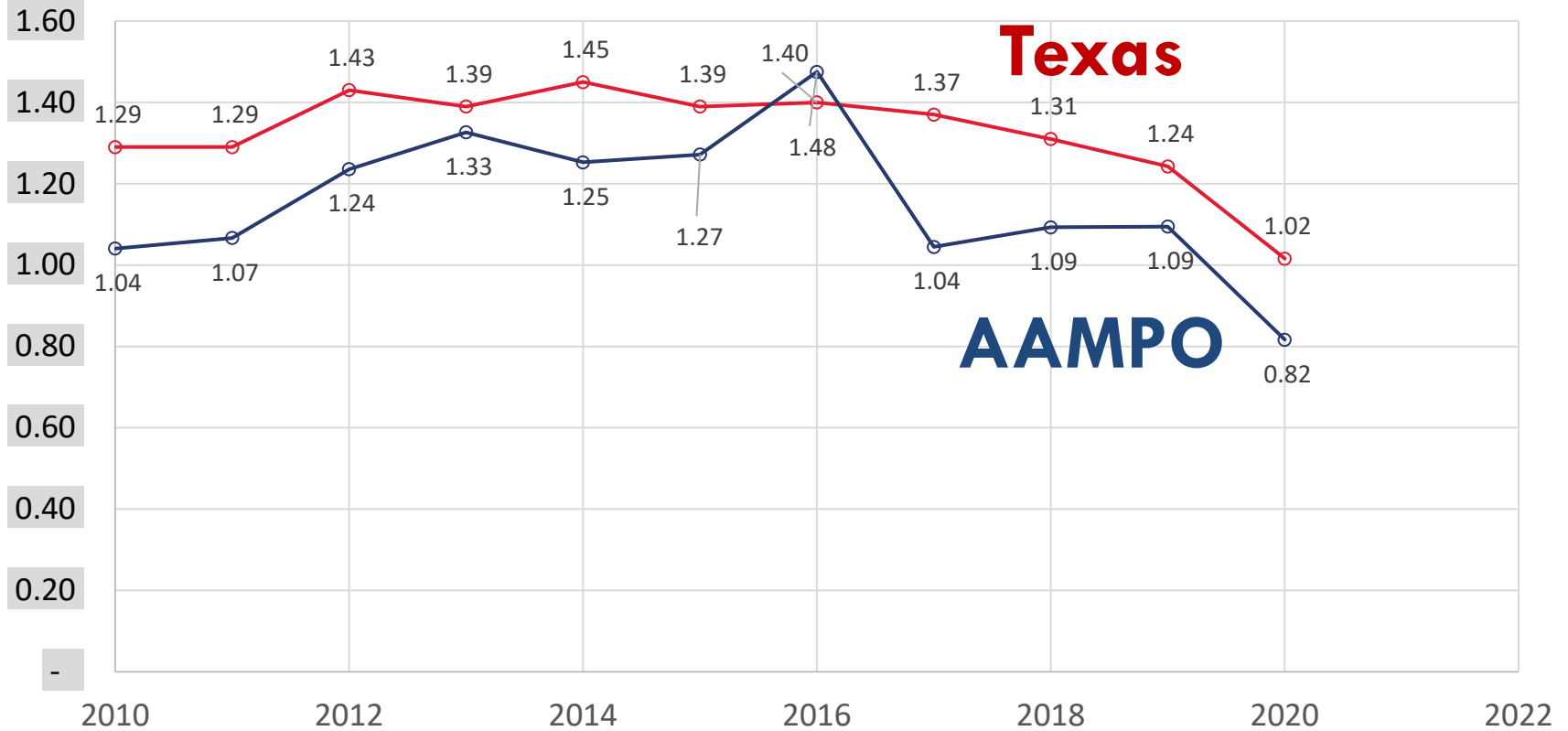
2035 Statewide Goal

Reduce fatalities by half
(approximately 1,869)

2021 Statewide Target

Reduce expected rise by 1.6% to ≤ 3,384 fatalities

Rate of Fatalities (2010-2020)



2020 Statewide Target

Reduce expected rise by 1.2% to ≤ 1.48 fatalities per 100 MVMT

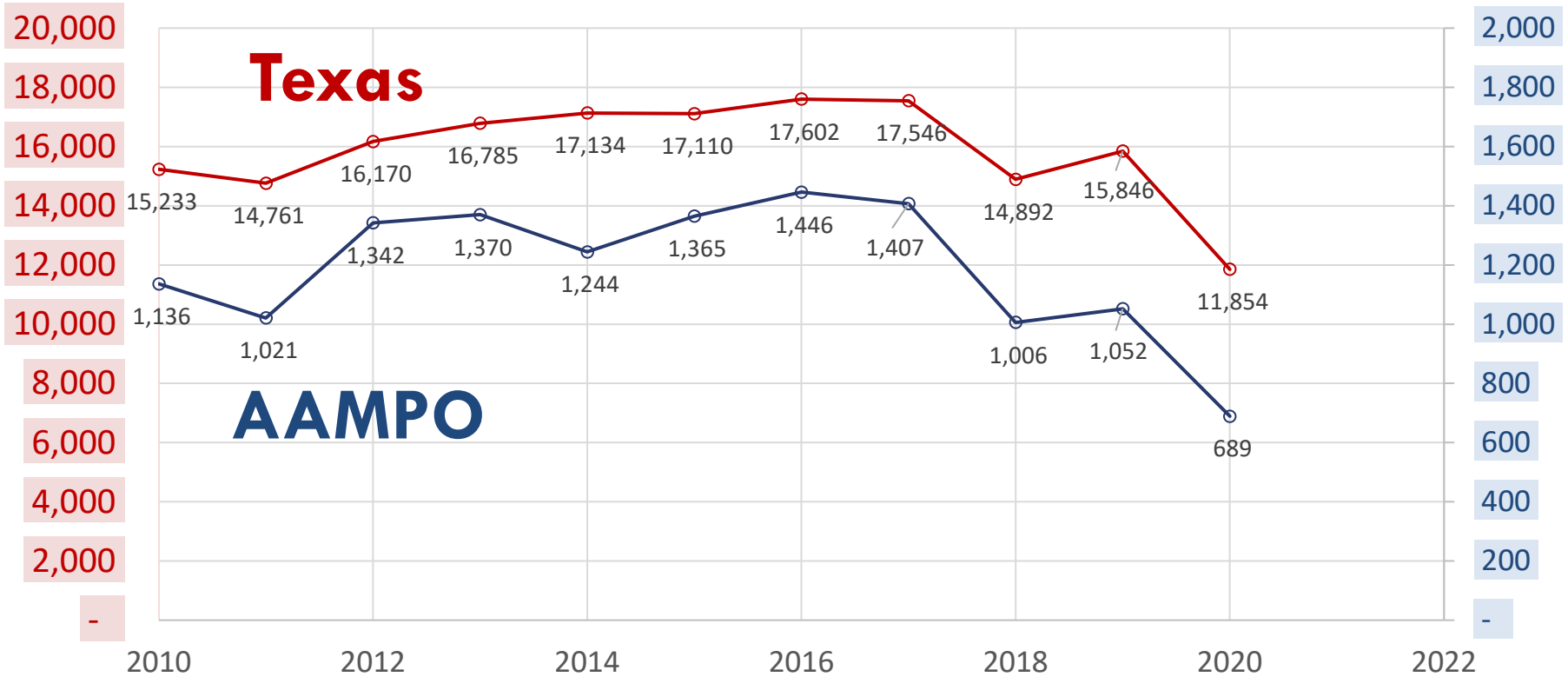
2020 Statewide Actual*

On target
(*as of 11/5/2020)

2021 Statewide Target

Reduce expected rise by 1.6% to ≤ 1.25 fatalities per 100 MVMT

Number of Serious Injuries (2010-2020)



2020 Statewide Target

Reduce expected rise by 1.2% to $\leq 18,602$ serious injuries

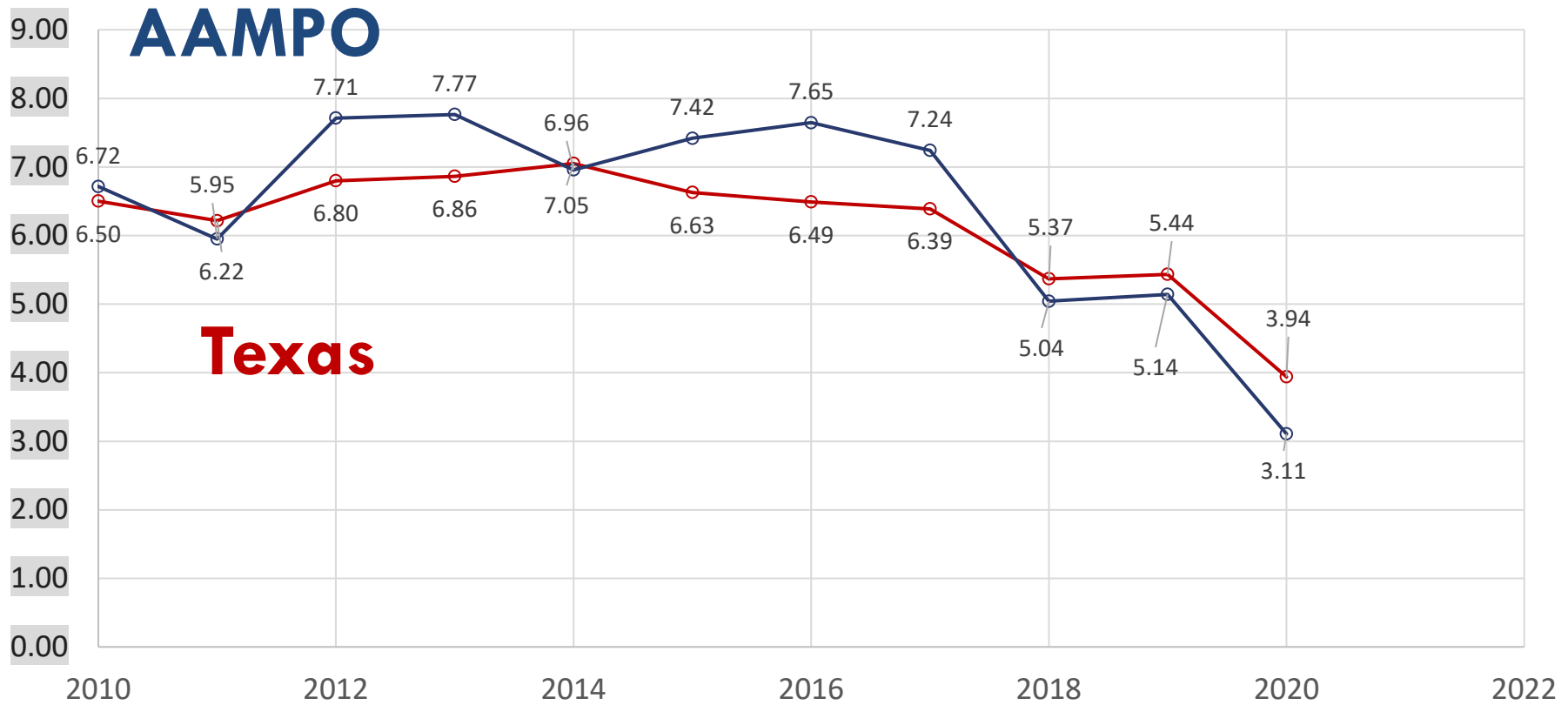
2020 Statewide Actual*

On Target
*(as of 11/5/2020)

2021 Statewide Target

Reduce expected rise by 1.6% to $\leq 18,835$ serious injuries

Rate of Serious Injuries (2010-2020)



2020 Statewide Target

Decrease rate of serious injuries to ≤ 6.56 SIs per 100 MVMT

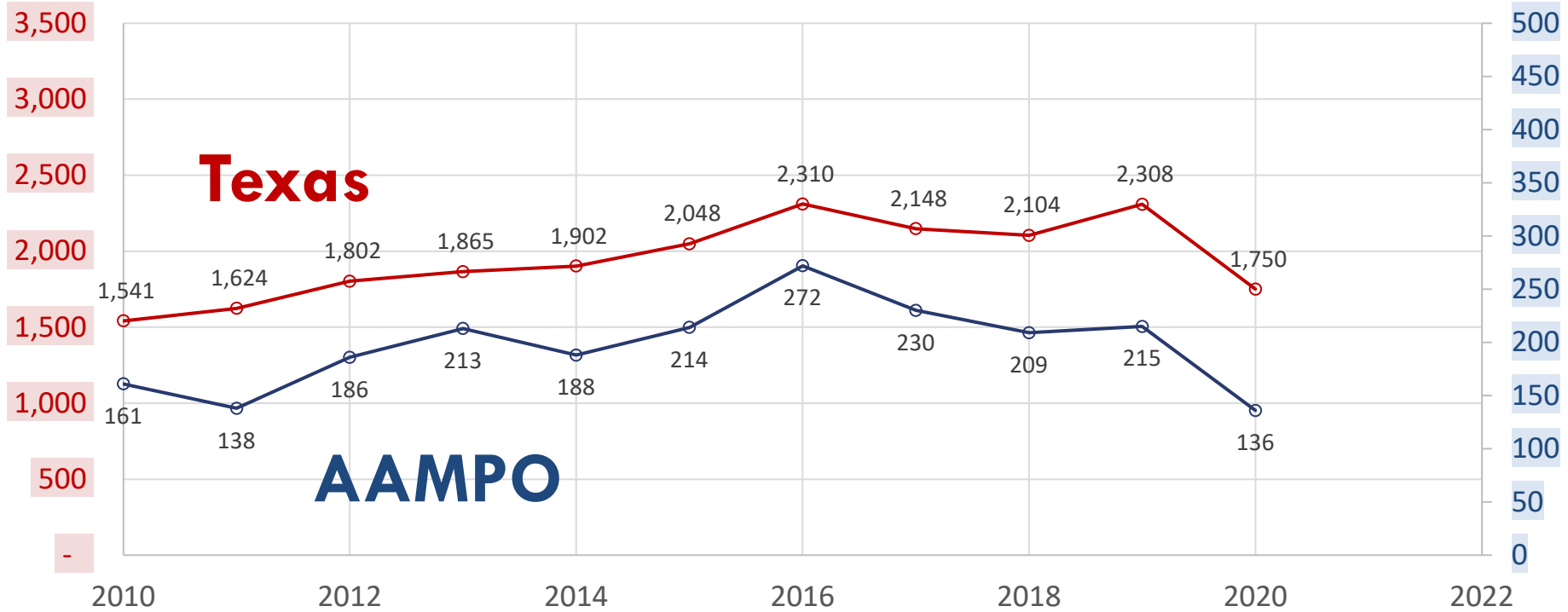
2020 Statewide Actual*

On Target
*(as of 11/5/2020)

2021 Statewide Target

Decrease rate of serious injuries to ≤ 6.51 SIs per 100 MVMT

Number of Non-Motorized Fatalities & Serious Injuries (2010-2020)



2020 Statewide Target

Reduce expected rise by 1.2% to $\leq 2,477$ non-motorized fatalities and serious injuries

2020 Statewide Actual*

On Target
*(as of 11/5/2020)

2021 Statewide Target

Reduce expected rise by 1.6% to $\leq 2,560$ non-motorized fatalities and serious injuries

Staff proposes supporting statewide 2021 safety targets and 2050 zero deaths goal

Performance Measure	State Target for 2021	AAMPO 2021 Estimate
Number of Fatalities	3,384	302
Rate of Fatalities	1.25	1.55
Number of Serious Injuries	18,835	1,482
Rate of Serious Injuries	6.51	7.10
Number of Non-Motorized Fatalities & Serious Injuries	2,560	317

- BMAC and PMAC took action in November 2020
 - Recommended supporting 2021 statewide targets and 2050 zero deaths goal
- TAC and TPB are scheduled to take **action** at their **January 2021** meetings
- Targets will be revisited annually

Data Sources

- Fatalities: 2010-2016 Fatality Analysis Reporting System (FARS); 2017 Annual Report File (ARF); 2018-2020 Crash Record Information System (CRIS)
- Serious Injuries: 2010-2020 CRIS
- VMT: TxDOT and AAMPO Travel Demand Model