

AAAMPO

Safety Performance Measures: 2022 Target Setting

BIMAC | November 10, 2021

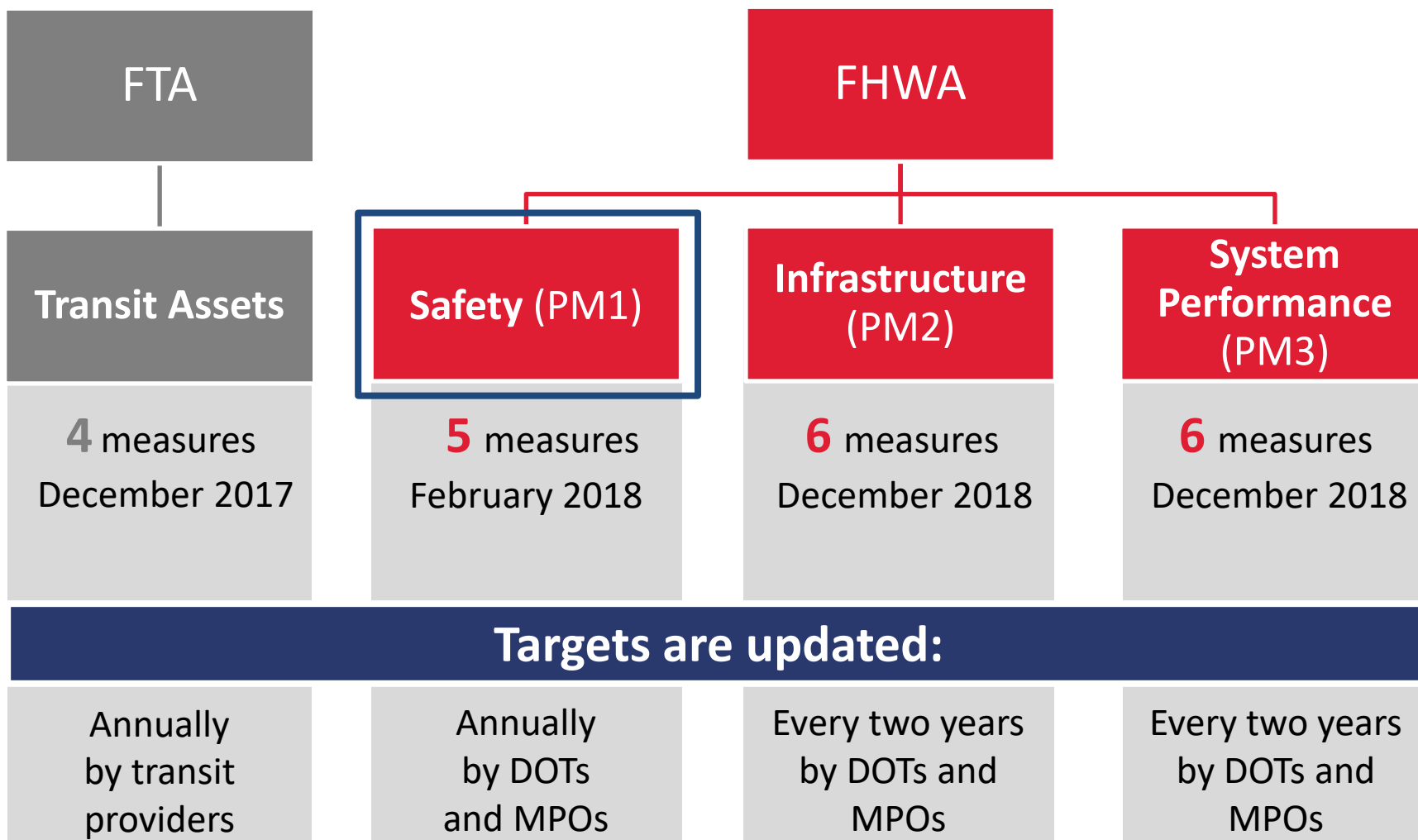
Outline

- Target-Setting Process
- Trend Data
- Proposed 2022 Targets
- *Action is scheduled for today,
November 10, 2021*

Target Setting Process



Federal Performance Measure Target Dates



Five federal safety performance measures

- 1. Number of Fatalities**
- 2. Rate of Fatalities**
- 3. Number of Serious Injuries**
- 4. Rate of Serious Injuries**
- 5. Number of Non-motorized Fatalities and Serious Injuries**

Trends in Texas and the AAMPO region



Road to Zero Goal Development

In May of 2019, the Texas Transportation Commission (TTC) adopted Minute Order 115481, directing TxDOT to work toward the goal of reducing the number of deaths on Texas roadways by half by the year 2035 and to zero by the year 2050.

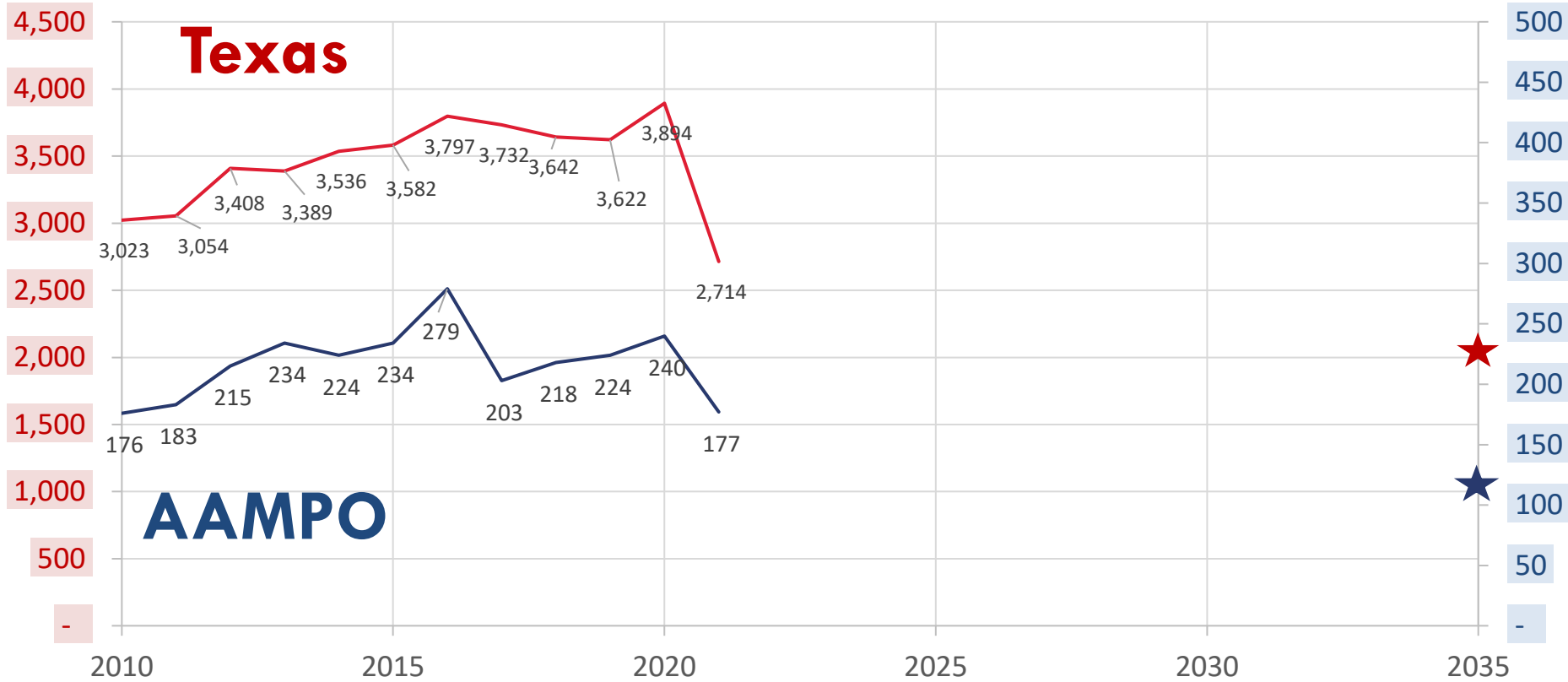
The calculations for the fatality goal was developed by using the following formula:

FY2019 CRIS Fatalities

2050 – current year

FY2019 CRIS Fatalities = year the Road to Zero direction was adopted

Number of Fatalities (2010-2021)



2021 Statewide Target

Reduce expected rise by 1.6 % to ≤ 3,384 fatalities

2021 Statewide Actual*

On target
(*as of 9/7/2021)

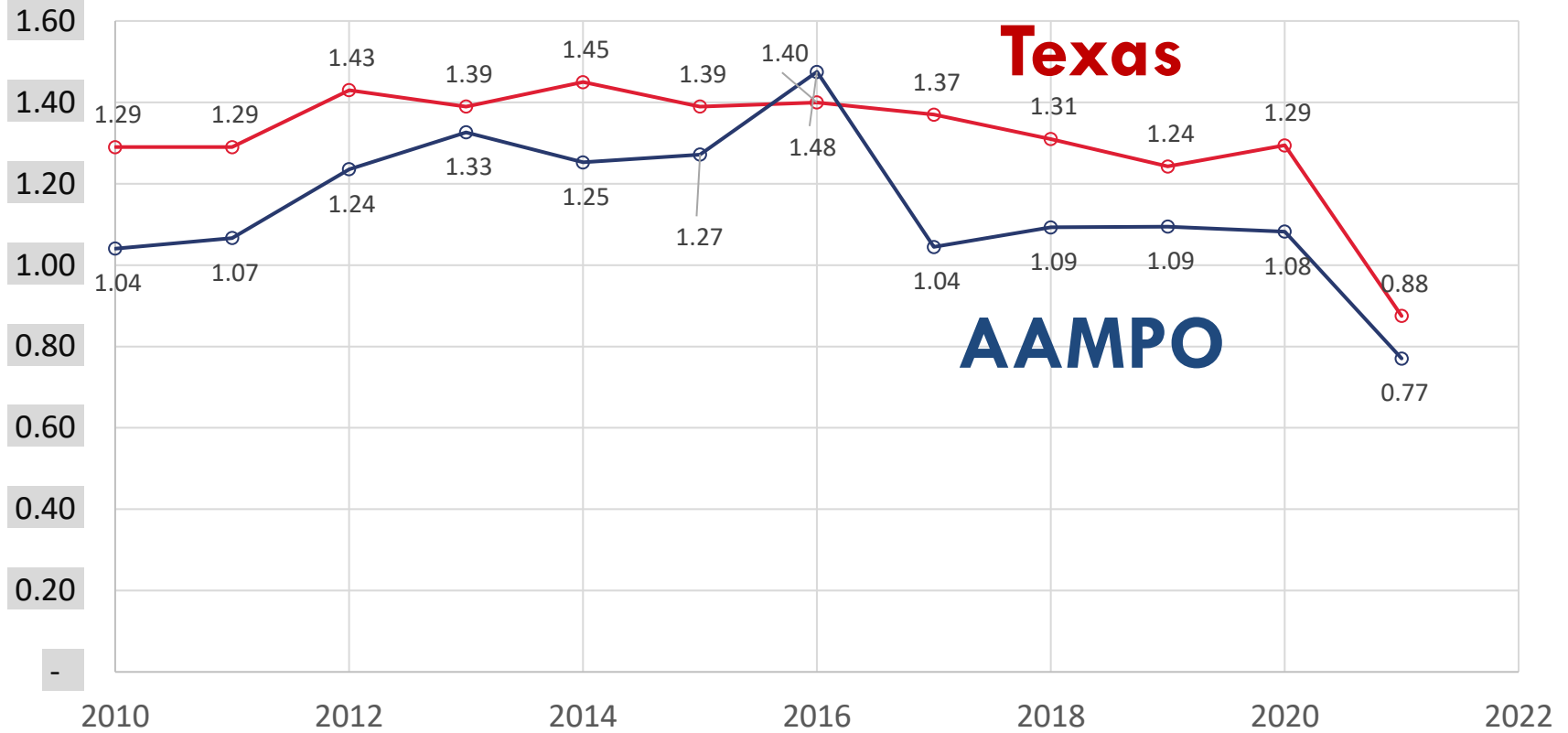
2035 Statewide Goal

Reduce fatalities by half
(approximately 1,869)

2022 Statewide Target

Reduce expected rise by 2.0% to ≤ 4,241 fatalities

Rate of Fatalities (2010-2021)



2021 Statewide Target

Reduce expected rise by 1.6% to ≤ 1.25 fatalities per 100 MVMT

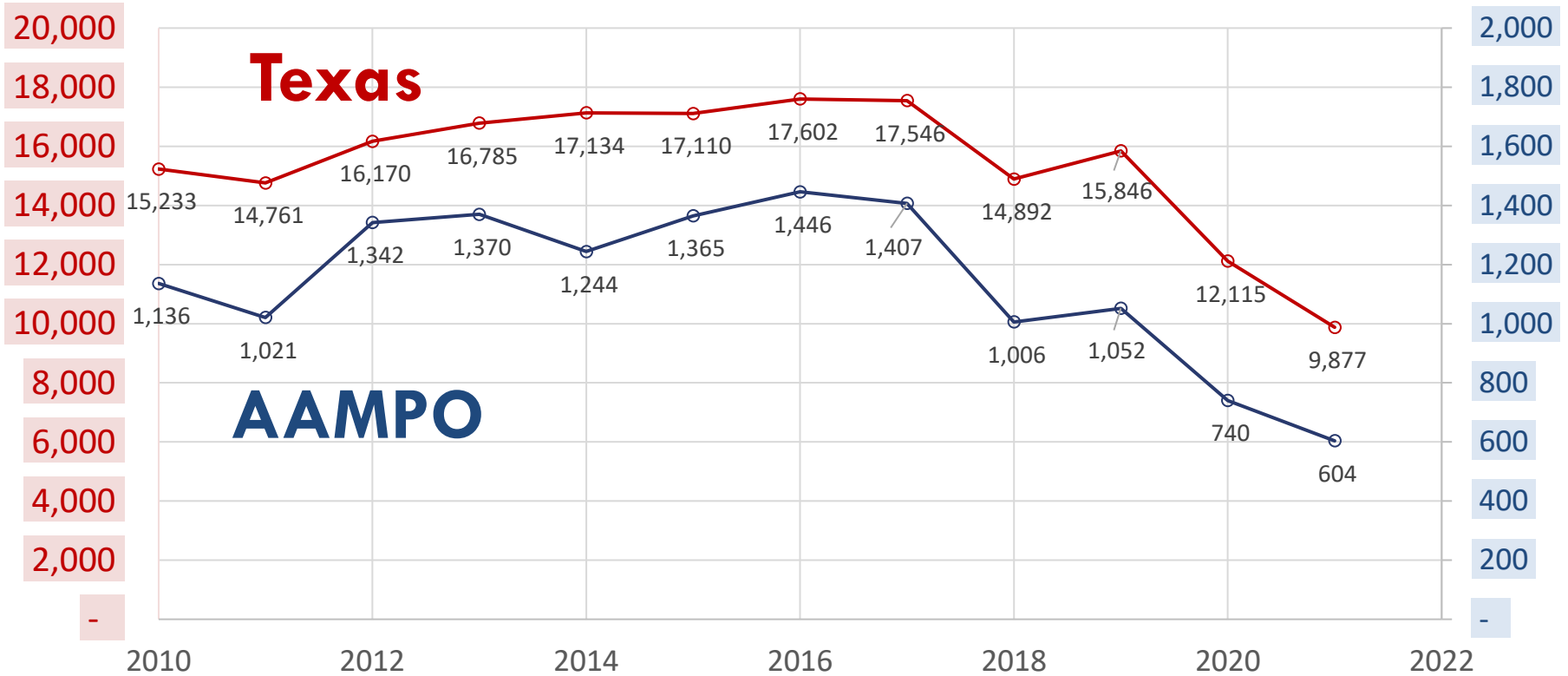
2021 Statewide Actual*

On target
(*as of 9/7/2021)

2022 Statewide Target

Reduce expected rise by 2.0% to ≤ 1.5 fatalities per 100 MVMT

Number of Serious Injuries (2010-2021)



2021 Statewide Target

Reduce expected rise by 1.6% to $\leq 18,835$ serious injuries

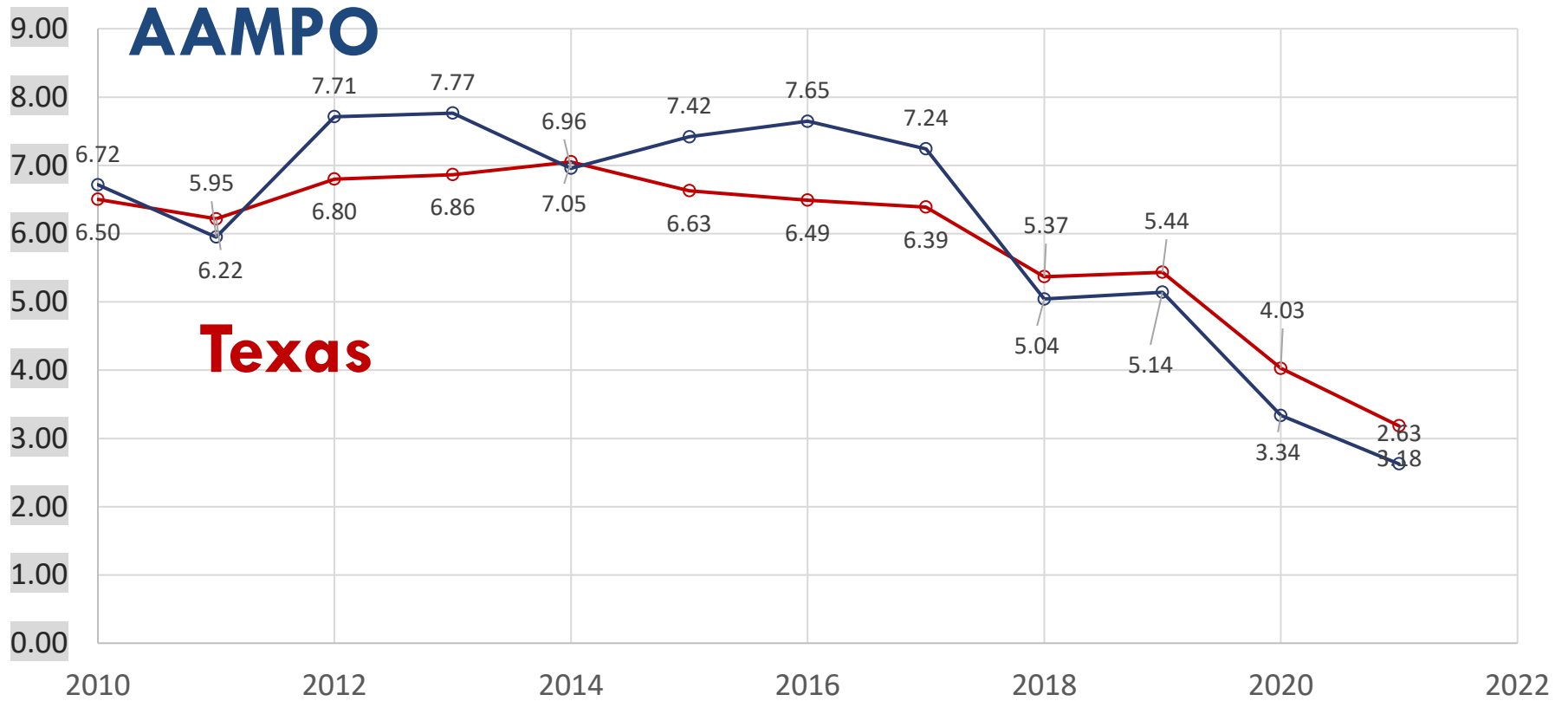
2021 Statewide Actual*

On Target
*(as of 9/7/2021)

2022 Statewide Target

Reduce expected rise by 2.0% to $\leq 19,065$ serious injuries

Rate of Serious Injuries (2010-2021)



2021 Statewide Target

Decrease rate of serious injuries to ≤ 6.51 SIs per 100 MVMT

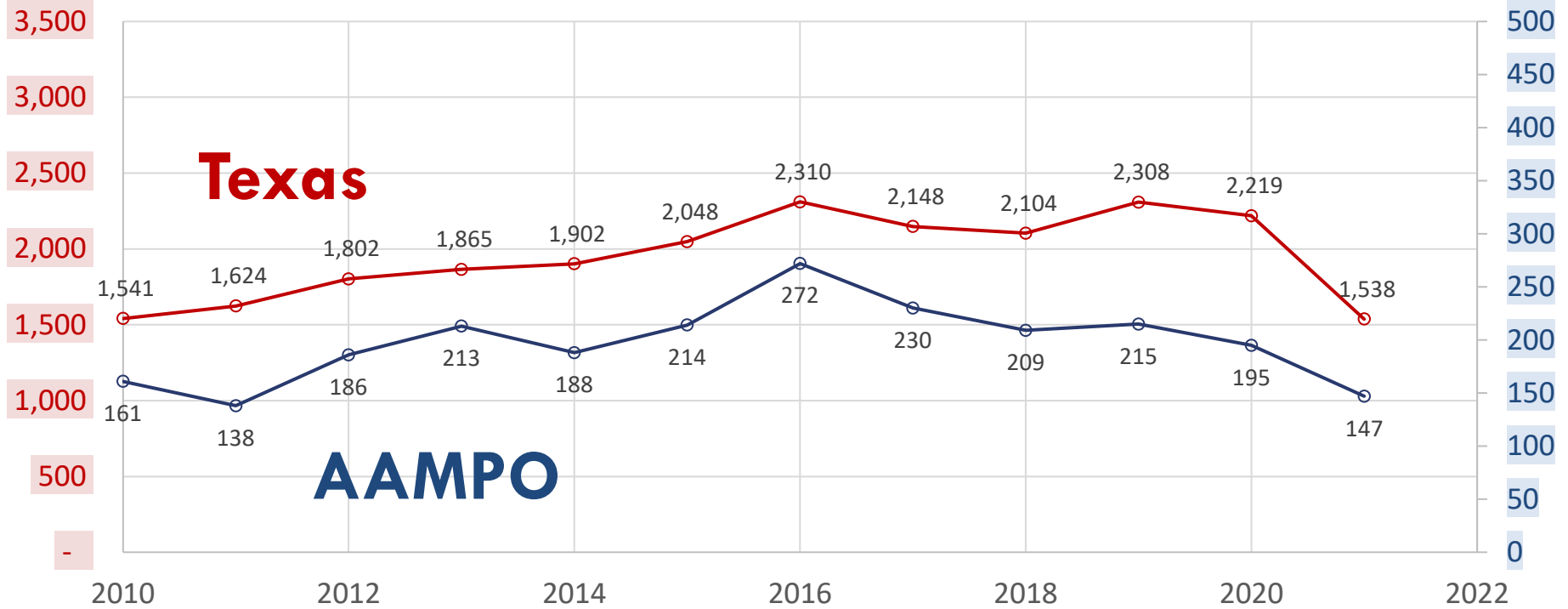
2021 Statewide Actual*

On Target
*(as of 9/7/2021)

2022 Statewide Target

Decrease rate of serious injuries to ≤ 6.47 SIs per 100 MVMT

Number of Non-Motorized Fatalities & Serious Injuries (2010-2021)



2021 Statewide Target
 Reduce expected rise by 1.6% to ≤ 2,560 non-motorized fatalities and serious injuries

2021 Statewide Actual*
 On Target
 *(as of 9/7/2021)

2022 Statewide Target
 Reduce expected rise by 2.0% to ≤ 2,642 non-motorized fatalities and serious injuries

Performance Measure Dashboard Refresh



Staff proposes supporting statewide 2022 safety targets and 2050 zero deaths goal

Performance Measure	State Target for 2022	AAMPO 2022 Estimate
Number of Fatalities	4,241	302
Rate of Fatalities	1.50	1.55
Number of Serious Injuries	19,065	1,482
Rate of Serious Injuries	6.47	7.10
Number of Non-Motorized Fatalities & Serious Injuries	2,560	317

- BMAC and PMAC took action in November 2020
 - Recommended supporting 2021 statewide targets and 2050 zero deaths goal
- TAC and TPB are scheduled to take action in January 2022
- Targets are revisited annually

Data Sources

- Fatalities: 2010-2016 Fatality Analysis Reporting System (FARS); 2017 Annual Report File (ARF); 2018-2021 Crash Record Information System (CRIS)
- Serious Injuries: 2010-2021 CRIS
- VMT: TxDOT and AAMPO Travel Demand Model